




BC807
PNP TRANSISTOR

FEATURES

- Ideally suited for automatic insertion
- Epitaxial planar die construction
- Complementary NPN type available(BC817)

PINNING

PIN	SYMBOL	DESCRIPTION
1	B	BASE
2	E	EMITTER
3	C	COLLECTOR



MAXIMUM RATINGS (Ta=25°C unless otherwise noted)

Parameter	Symbol	Value	Unit
Collector–Base Voltage	V_{CBO}	-50	V
Collector–Emitter Voltage	V_{CEO}	-45	V
Emitter–Base Voltage	V_{EBO}	-5	V
Collector Current — Continuous	I_C	-0.5	A
Collector Power Dissipation	P_C	300	mW
Junction Temperature	T_J	150	°C
Storage Temperature	T_{stg}	-55~+150	°C

CLASSIFICATION OF h_{FE}

RANK	BC807-16	BC807-25	BC807-40
RANGE	100-250	160-400	250-600

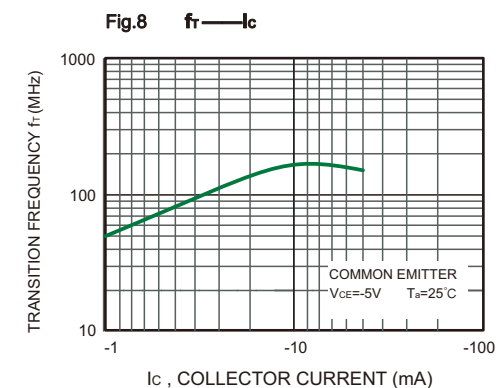
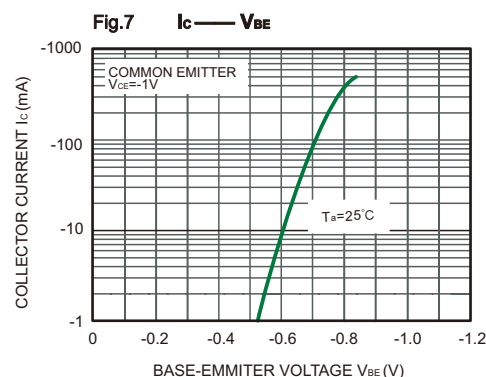
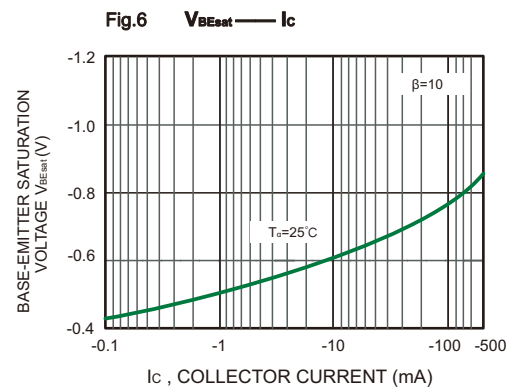
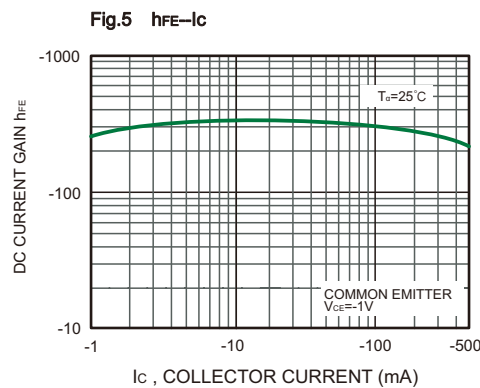
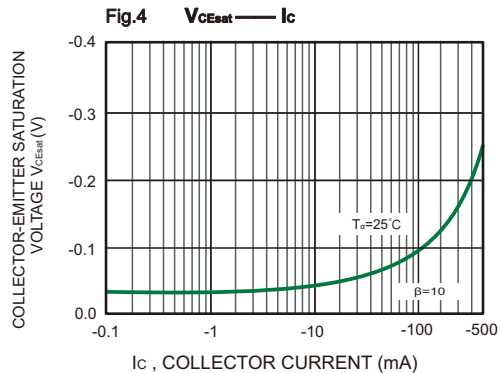
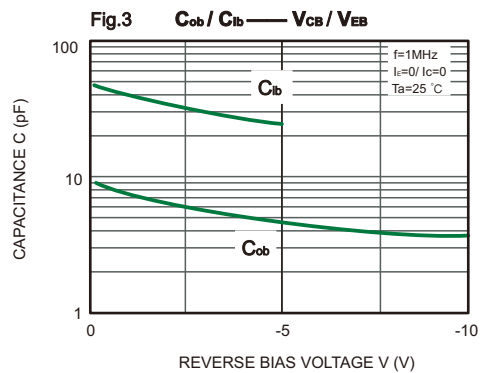
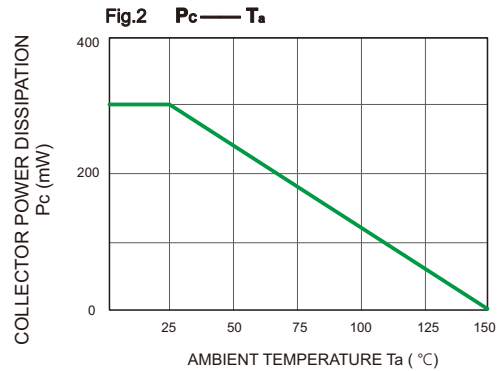
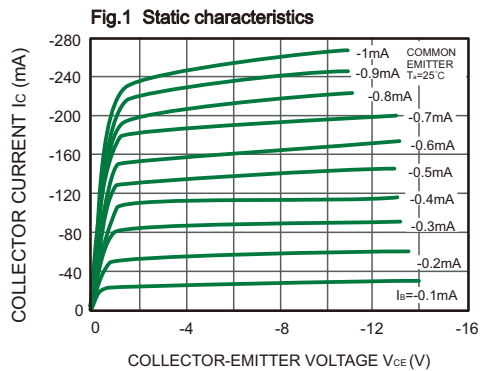


ELECTRICAL CHARACTERISTICS (TA = 25°C unless otherwise noted.)

Parameter	Symbol	Test conditions	Min	Max	Unit
Collector-base breakdown voltage	V_{CB0}	$I_C = -10\mu A, I_E = 0$	-50		V
Collector-emitter breakdown voltage	V_{CEO}	$I_C = -10mA, I_B = 0$	-45		V
Emitter-base breakdown voltage	V_{EBO}	$I_E = -1\mu A, I_C = 0$	-5		V
Collector cut-off current	I_{CBO}	$V_{CB} = -45V, I_E = 0$		-0.1	μA
Collector cut-off current	I_{CEO}	$V_{CE} = -40V, I_B = 0$		-0.2	μA
Emitter cut-off current	I_{EBO}	$V_{EB} = -4V, I_C = 0$		-0.1	μA
DC current gain	$h_{FE(1)}$	$V_{CE} = -1V, I_C = -100mA$	100	600	
	$h_{FE(2)}$	$V_{CE} = -1V, I_C = -500mA$	40		
Collector-emitter saturation voltage	$V_{CE(sat)}$	$I_C = -500mA, I_B = -50mA$		-0.7	V
Base-emitter saturation voltage	$V_{BE(sat)}$	$I_C = -500mA, I_B = -50mA$		-1.2	V
Transition frequency	f_T	$V_{CE} = -5V, I_C = -10mA, f = 100MHz$	100		MHz

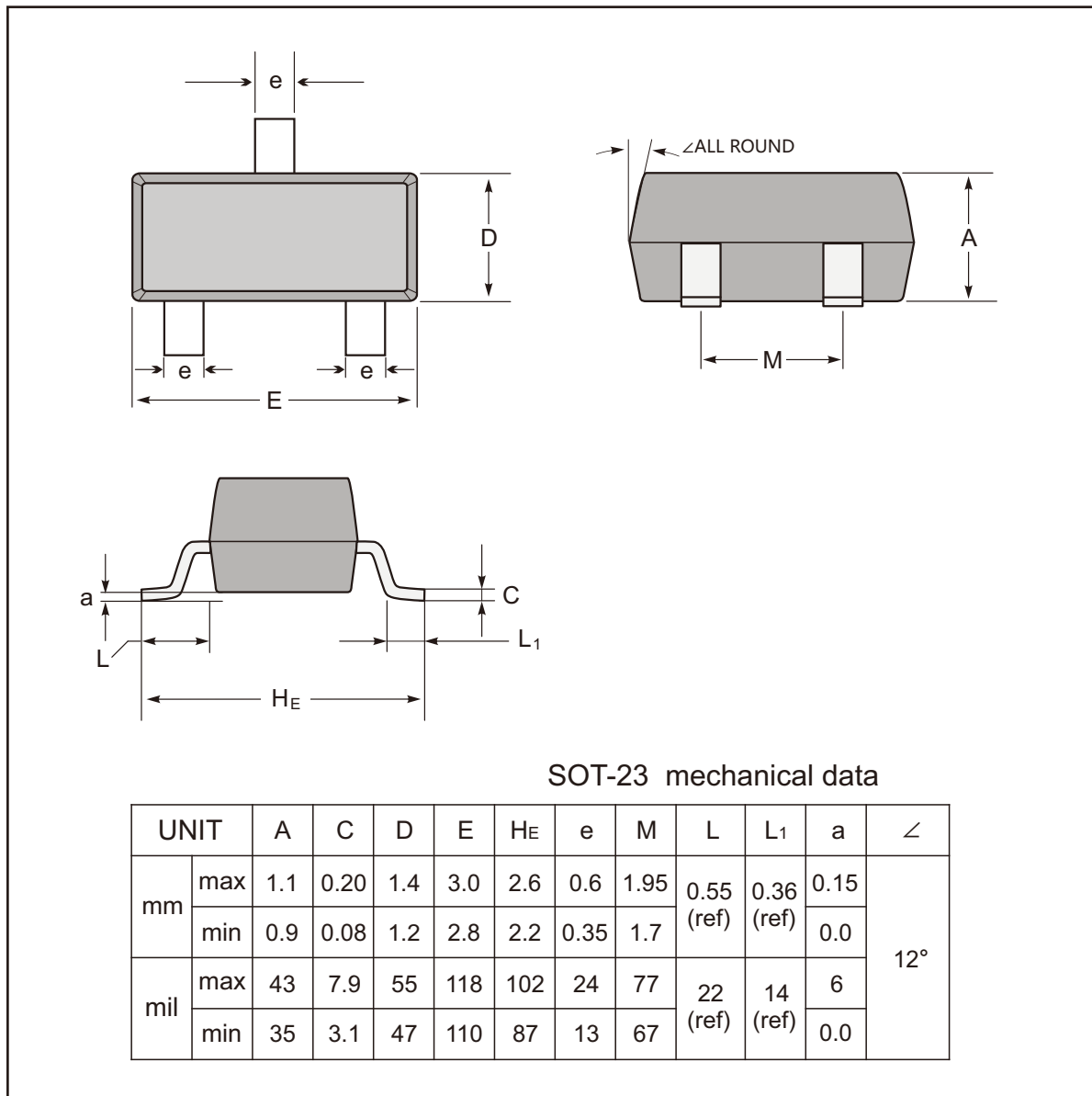


TYPICAL CHARACTERISTICS

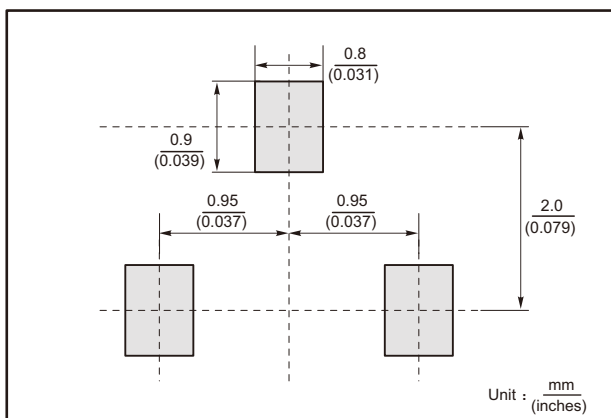




SOT-23 Package Outline Dimensions



The recommended mounting pad size



Marking

Type number	Marking code
BC807-16	5A
BC807-25	5B
BC807-40	5C



Important Notice and Disclaimer

Jingdao Microelectronics reserves the right to make changes to this document and its products and specifications at any time without notice. Customers should obtain and confirm the latest product information and specifications before final design, purchase or use.

Jingdao Microelectronics makes no warranty, representation or guarantee regarding the suitability of its products for any particular purpose, nor does Jingdao Microelectronics assume any liability for application assistance or customer product design.

Jingdao Microelectronics does not warrant or accept any liability with products which are purchased or used for any unintended or unauthorized application.

No license is granted by implication or otherwise under any intellectual property rights of Jingdao Microelectronics.

Jingdao Microelectronics products are not authorized for use as critical components in life support devices or systems without express written approval of Jingdao Microelectronics.