



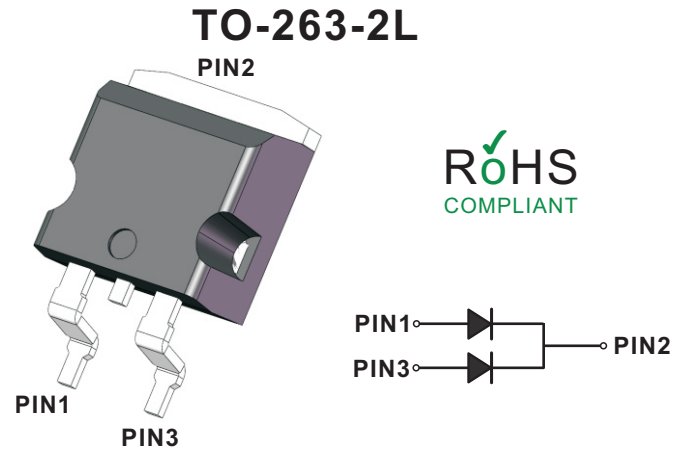
Schottky Barrier Rectifiers
Reverse Voltage - 150 Volts
Forward Current - 20 Amperes

Features

- Hireliability application and automotive grade AEC-Q101 qualified
- Low power loss, high efficiency
- Low forward voltage drop
- High surge capability
- High temperature soldering guaranteed
- Mounting position: any

Mechanical Data

- Case: TO-263-2L
- Approx. Weight: 1.52g (0.053oz)
- Terminals: Lead solderable per MIL-STD-202, Method 208
- Lead free finish, RoHS compliant
- Case Material: "Green" molding compound, UL flammability classification 94V-0, "Halogen-free".



Maximum Ratings And Electrical Characteristics

Ratings At 25°C Ambient Temperature Unless Otherwise Specified

Parameter	Symbols	AT-MBR20150GT	Units
Maximum Recurrent Peak Reverse Voltage	V_{RRM}	150	V
Maximum RMS voltage	V_{RMS}	105	V
Maximum DC Blocking Voltage	V_{DC}	150	V
Maximum Average Forward Rectified Current Per leg Per device	$I_{F(AV)}$	10 20	A
Peak Forward Surge Current, 8.3ms Single Half Sine-wave Superimposed on Rated Load (JEDEC method)(Per leg)	I_{FSM}	150	A
Operating Junction Temperature Range	T_j	-55 ~ +175	°C
Storage Temperature Range	T_{stg}	-55 ~ +175	°C

Parameter	Symbols	Test Conditions	Min	Typ	Max	Units
Breakdown voltage(Per leg)	V_{BR}	$I_R=0.1mA$	150			V
Instantaneous forward voltage(Per leg)	V_F	$I_F=10A, T_J=25^\circ C$			0.90	V
Reverse current(Per leg)	I_R	$T_J=25^\circ C$ $T_J=100^\circ C$		1 0.5	50 10	uA mA



Fig.1 Typical Forward Current Derating Curve

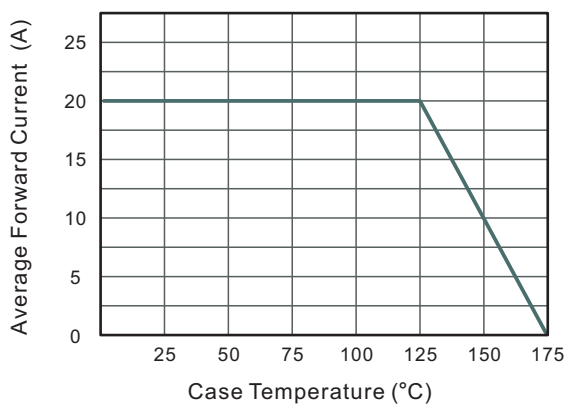


Fig.2 Typical Reverse Characteristics

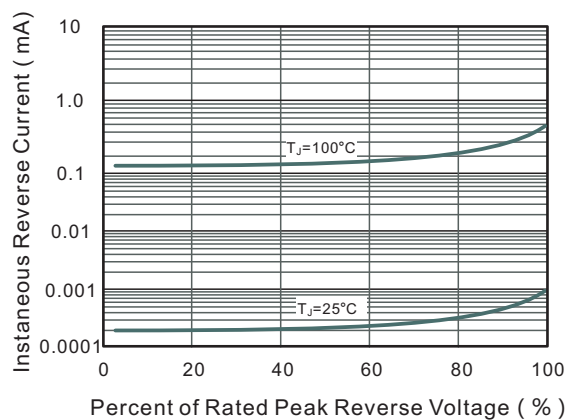


Fig.3 Typical Forward Characteristic

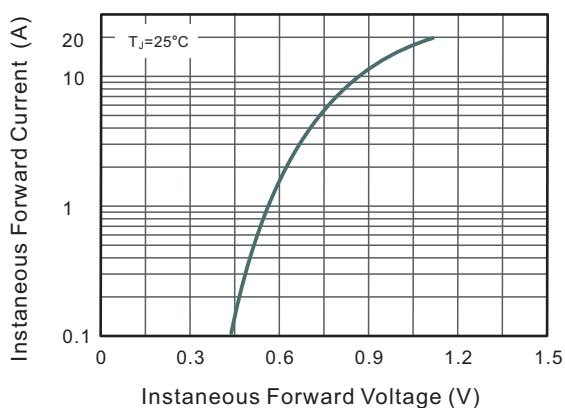
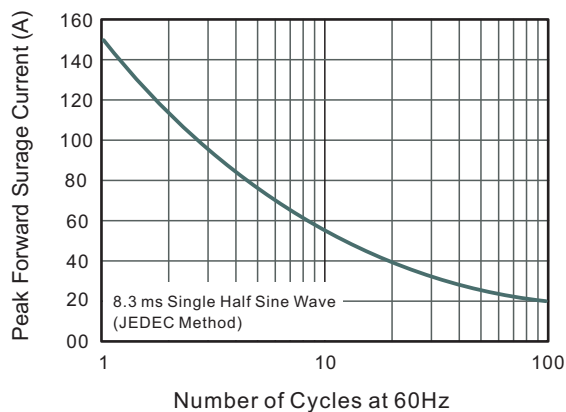


Fig.4 Maximum Non-Repetitive Peak Forward Surge Current

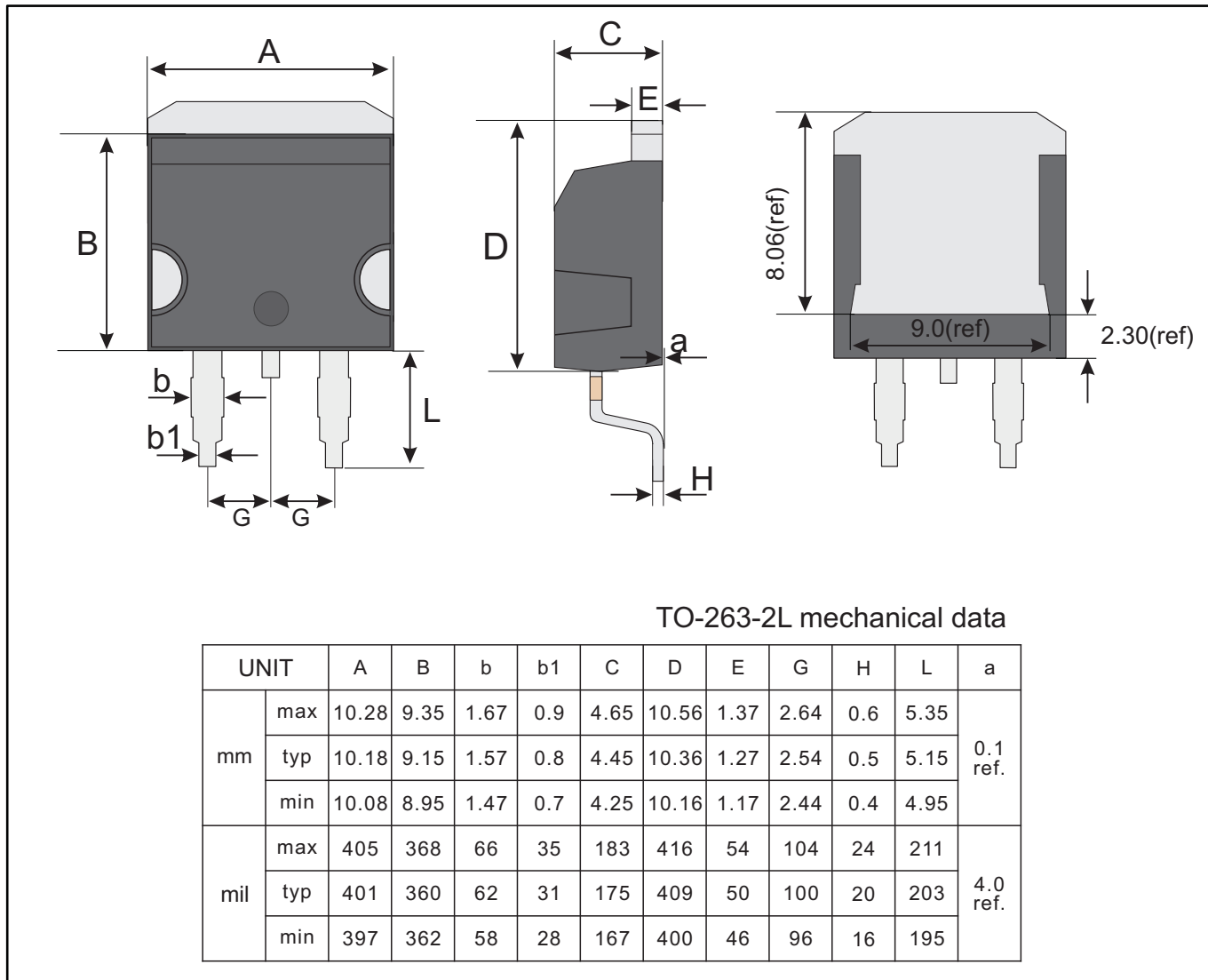




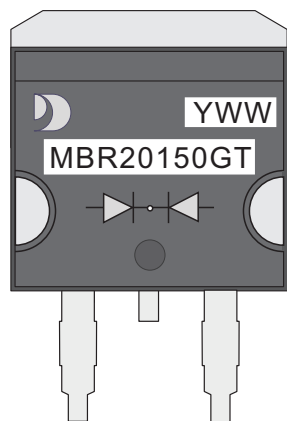
PACKAGE OUTLINE

Plastic surface mounted package; 2 leads

TO-263-2L



Marking Diagram



YWW: Date Code
Y: Years(0~9)
WW: Week
MBR20150GT: Product name
(NOTE: The weekly code is based on the actual number of weeks in the calendar year.)



Important Notice and Disclaimer

Jingdao Microelectronics reserves the right to make changes to this document and its products and specifications at any time without notice. Customers should obtain and confirm the latest product information and specifications before final design, purchase or use.

Jingdao Microelectronics makes no warranty, representation or guarantee regarding the suitability of its products for any particular purpose, not does Jingdao Microelectronics assume any liability for application assistance or customer product design.

Jingdao Microelectronics does not warrant or accept any liability with products which are purchased or used for any unintended or unauthorized application.

No license is granted by implication or otherwise under any intellectual property rights of Jingdao Microelectronics.

Jingdao Microelectronics products are not authorized for use as critical components in life support devices or systems without express written approval of Jingdao Microelectronics.