



## SiC Schottky Diode

### Product Summary

$V_{RRM}$	650V
$I_F(T_c 146^\circ\text{C})$	16A
$Q_c$	36 nC

### Features

- Low conduction loss due to low VF
- Extremely low switching loss by tiny QC
- Essentially No Switching Losses
- Increased Power Density
- Enabling Higher Switching Frequency
- Lead Free Finish, RoHS Compliant

### Applications

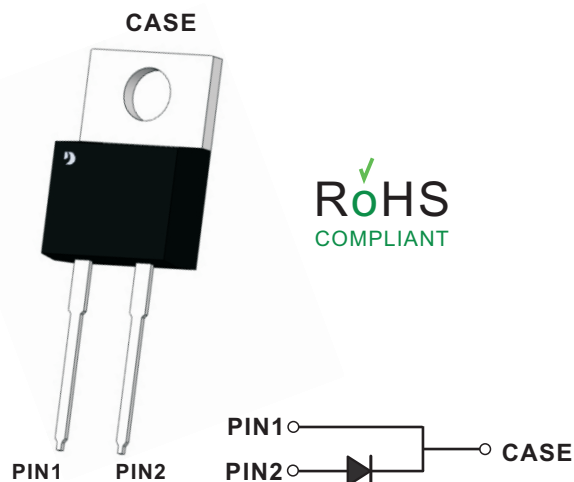
- Switch Mode Power Supplies
- Uninterruptible Power Supplies
- Motor Drivers
- Power factor correction

### Maximum Ratings

Ratings At 25°C Ambient Temperature Unless Otherwise Specified

Parameter	Symbols	SC16065C	Test Conditions	Units
Maximum Recurrent Peak Reverse Voltage	$V_{RRM}$	650	$T_c=25^\circ\text{C}$	V
Surge Peak Reverse Voltage	$V_{RSM}$	650	$T_c=25^\circ\text{C}$	V
Maximum DC Blocking Voltage	$V_{DC}$	650	$T_c=25^\circ\text{C}$	V
Forward Current	$I_F$	34 18 16	$T_c \leq 25^\circ\text{C}$ $T_c \leq 125^\circ\text{C}$ $T_c \leq 146^\circ\text{C}$	A
Peak Forward Surge Current, 10ms Single Half Sine-wave Superimposed on Rated Load (JEDEC method)(Per leg)	$I_{FSM}$	110	$T_c=25^\circ\text{C}$ , $T_p=10\text{ms}$ , Half Sine Wave	A
Power Dissipation	PD	93	$T_c=25^\circ\text{C}$	W
Operating Junction Temperature Range	$T_j$	-55 ~ +175		$^\circ\text{C}$
Storage Temperature Range	$T_{stg}$	-55 ~ +175		$^\circ\text{C}$

TO-220ACW





### Electrical Characteristics

Ratings At 25°C Ambient Temperature Unless Otherwise Specified

Parameter	Symbols	Test Conditions	Min	Typ	Max	Units
Instantaneous forward voltage per leg	$V_F$	$I_F=20A, T_J=25^\circ C$ $I_F=20A, T_J=175^\circ C$		1.29 1.5	1.45 1.7	V
Reverse current per leg	$I_R$	$V_R=650V, T_J=25^\circ C$ $V_R=650V, T_J=175^\circ C$		1 25	80 320	$\mu A$
Total Capacitance	C	$V_R=1V, T_J=25^\circ C, f=1MHz$		780		pF
Total Capacitive Charge	$Q_C$	$V_R=400V, I_F=16A$ $di/dt=500A/\mu s, T_J=25^\circ C$		36		nC

### Thermal Characteristics

Parameter	Symbols	TYP	Units
Thermal Resistance from Junction to Case	$R_{\theta JC}$	1.6	$^\circ C/W$

### Typical Performance

Figure 1. Total Capacitance vs. Reverse Voltage

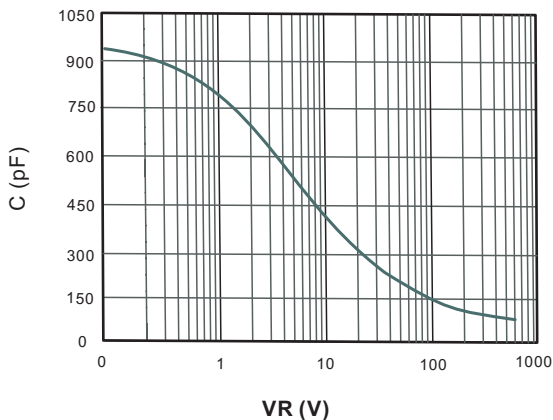


Figure 2. Total Capacitive Charge vs. Reverse Voltage

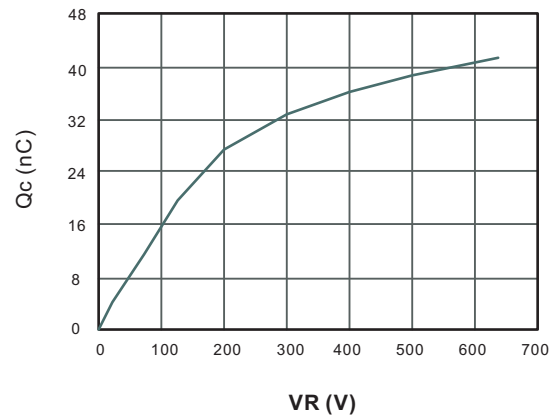




Fig.3 Typical Forward Current Derating Curve

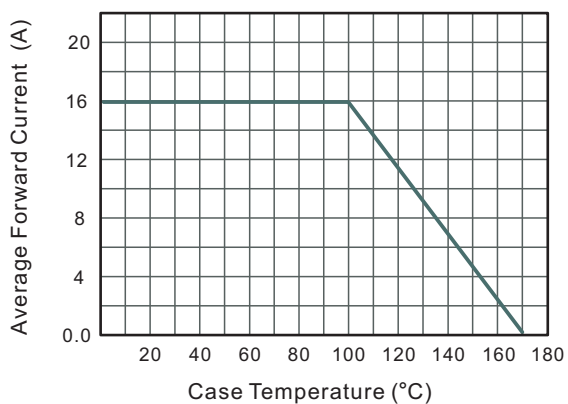


Fig.4 Power Dissipation

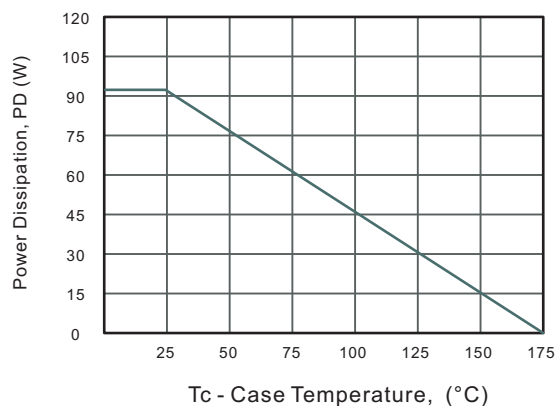


Fig.5 Typical Forward Characteristic(per leg)

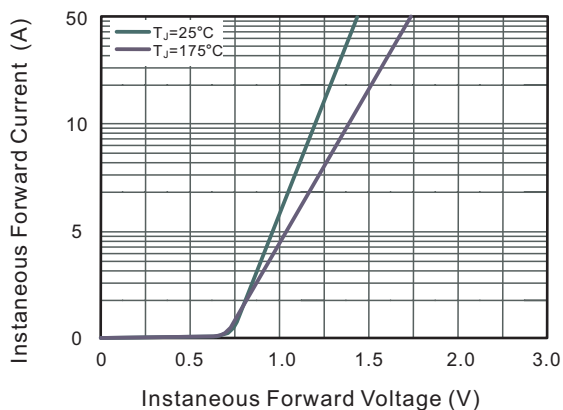


Fig.6 Typical Reverse Characteristics

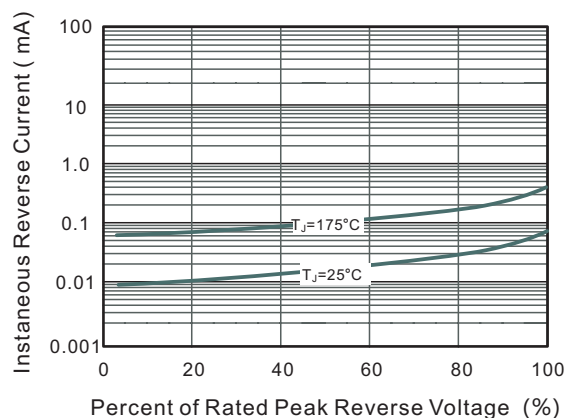


Fig.7 Max. Transient Thermal Impedance

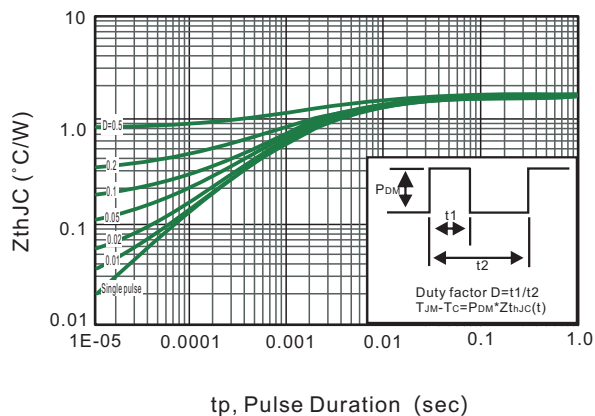
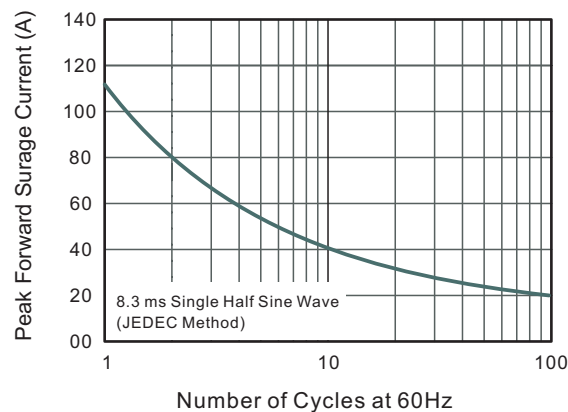


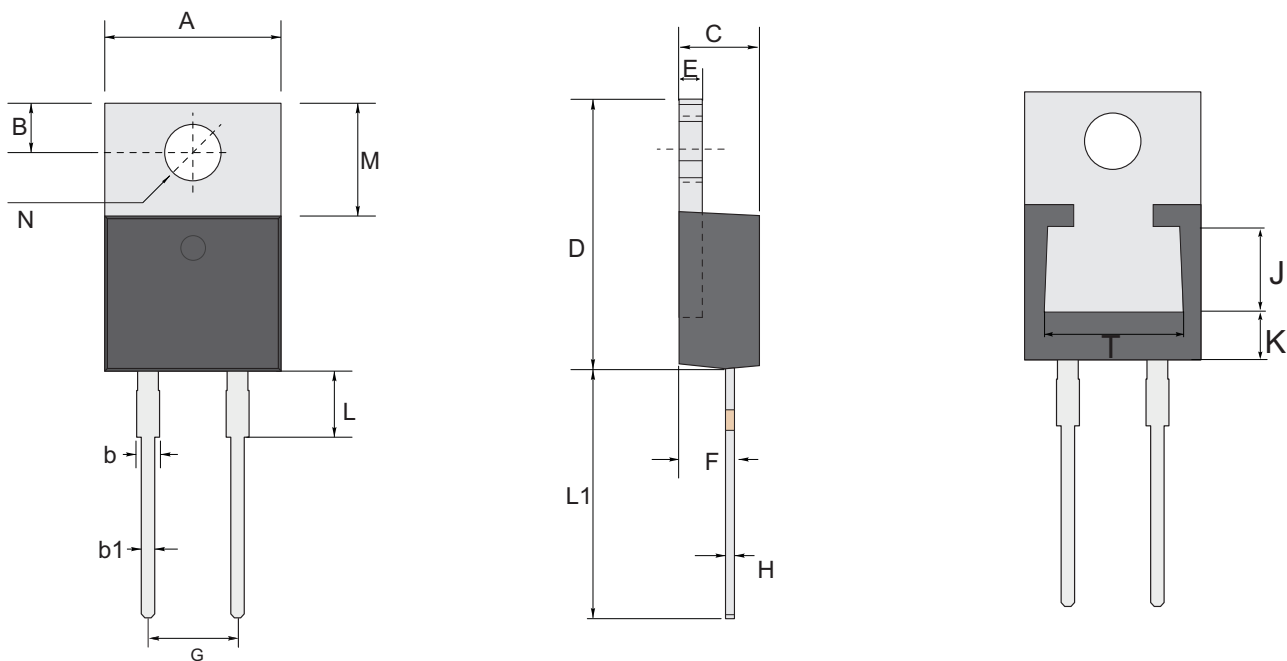
Fig.8 Maximum Non-Repetitive Peak Forward Surge Current





Package Outline  
Through Hole Package ; 2 leads

TO-220ACW



TO-220ACW mechanical data

UNIT		A	B	b	b1	C	D	E	F	G	H	L	L1	M	N	J	T	K
mm	max	10.45	2.94	1.77	0.94	4.76	16.0	1.40	3.37	5.1 typ.	0.64	4.20	14.79	6.39 typ.	3.84 typ.	4.65 ref.	7.7 ref.	3.22 ref.
	typ	9.94	2.74	1.27	0.81	4.57	15.09	1.27	3.07		0.38	3.89	13.18					
	min	9.85	2.54	1.14	0.62	4.42	14.6	1.14	2.77		0.35	2.80	13.08					
mil	max	411	116	70	37	187	630	55	133	201 typ.	25	165	582	252 typ.	151 typ.	183 ref.	303 ref.	127 ref.
	typ	391	108	50	32	180	594	50	121		15	153	519					
	min	388	100	45	24	174	575	45	109		14	110	515					

Marking

Type number	Marking code
SC16065C	SC16065C



Important Notice and Disclaimer

Jingdao Microelectronics reserves the right to make changes to this document and its products and specifications at any without notice.

Customers should obtain and confirm the latest product information and specifications before final, purchase or use.

Jingdao Microelectronics makes no warranty, representation or guarantee regarding the suitability of its products for any particular purpose, not does Jingdao Microelectronics assume any liability for application assistance or customer product design.

Jingdao Microelectronics does not warrant or accept any liability with products which are purchased or used for any unintended or unauthorized application.

No license is granted by implication or otherwise under any intellectual property rights of Jingdao Microelectronics.

Jingdao Microelectronics products are not authorized for use as critical components in life support devices or systems without express written approval of Jingdao Microelectronics.